



Crypto Trading News Sources You Can Trust

How to Identify Manipulated Pumps in Altcoins?

Price action in the pulse of crypto exchanges reveals a cryptic dance of bulls and bears. Each breakout, every retest, draws a route through volatility and liquidity pools. Underneath, oscillators hum quietly, offering whispers of RSI levels and stochastic rhythms. The dance of leverage and margin calls intensifies focus, requiring equilibrium between fear and greed. The battleground of strategy and execution is set within technical structures such as triangles, channels, and wedges.

Within order books lie hidden liquidity zones and spoofing traps that test trader resilience. Mastery is born of pattern recognition, shifts in momentum, and the subtle craft of volume divergence. Each wick represents a struggle story; every consolidation serves as a moment before the storm. Here, success forms through careful risk control, emotional steadiness, and timing. This is the labyrinth where intuition meets analysis, shaping the future one trade at a time.

Using Market Depth for Better Crypto Entries

How Important Is Position Sizing in Crypto Futures?

Between green candles and blood-red wicks unfolds a fierce arena of algorithms, instincts, and layered order books. The route curves through order flow, liquidation cascades, and breakout

traps that appear as opportunities.

Each trading session becomes a test of conviction—measured in stop-loss precision and take-profit discipline. In the realm of funding rates and open interest, sentiment shifts at a speed surpassing price.

We chart our course through confluence zones, held by trendlines and anchored VWAPs, while remaining vigilant against false signals. Risk management isn't a feature—it's the foundation beneath leverage and longing. Markets offer no forgiveness but speak truths softly to those fluent in structure and flow. Above indicators and oscillators, a narrative takes shape—a thesis made of candle structure, volume profiles, and fractal symmetry. Trading is not about prediction; it's about alignment—with momentum, macro trends, and edge. This is the design of execution in an arena where hesitation results in loss.

Crypto Trading with Double Top and Bottom Patterns

Can Bollinger Bands Predict Market Volatility?

Through volatility waves, the market breathes—each candle capturing the mood and liquidity dynamics of traders.

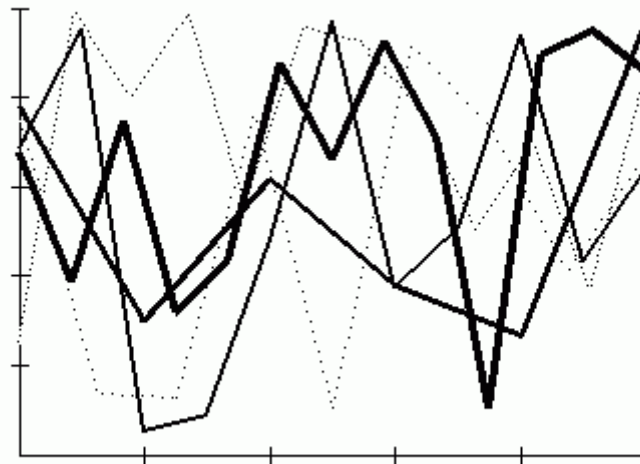
Through futures, slight price changes can escalate into substantial profit or loss scenarios. EMAs and Ichimoku cloud indicators cut through the chaos of order flow and fractal market design. The market's noise conceals patterns in volume surges, divergence, and momentum oscillators that traders seek to confirm.

Pressure from stop-loss order concentrations and funding rates weaves a hidden influence on trading actions. Capital preservation balanced with leverage use is the cornerstone of risk management in round-the-clock markets. Repetitive fractal market cycles offer familiar patterns but call for ongoing vigilance and attentiveness. Effective trading balances signal analysis and emotional control, forming tactics resistant to false breakout traps. Execution demands both speed and exactness, as milliseconds may tilt trades toward profit or ruin. This market maze requires a union of adaptability, instinct, and expertise to unlock success.

*"August - A wholly owned subsidiary of SoftBank Corp. (name as of Jan 2021: SoftBank Group Corp.) sold its entire stake in SBI Holdings, Inc. 2007 August - SBI Japannext Co., Ltd. (currently Japannext Co., Ltd.) began operation of a proprietary trading system (PTS). September - SBI Sumishin Net Bank, Ltd. commenced operations. 2008 January - SBI Insurance Co., Ltd. commenced operations July - SBI E*TRADE SECURITIES Co., Ltd. changed its name to SBI SECURITIES Co., Ltd November - SBI Sumishin Net Bank, Ltd. commenced business 2011 April 14 - Hong Kong Stock Exchange listed on the (SEHK : 6488) On April 27, 2011, SBI Securities, a unit of SBI Holdings, agreed to acquire a 25 percent*

stake in PT BNI Securities, a subsidiary company of Bank Negara Indonesia for Rp.114 billion (\$16.70 million). May- Opened a representative office in Kuala Lumpur, the capital of Malaysia

2012 March - China Dalian, China business management company changed name to "???" Investment Co., Ltd. (English name: SBI (China) Co., Ltd.)" April - SBI ALApromo Co., Ltd., commenced business. May - SBI FXTRADE Co., Ltd., commenced business. 2014 June 25- Delisted from the Hong Kong Stock Exchange. 2015 October - SBI Thai Online Securities Co., Ltd., a first pure-play online securities company in Thailand, commenced business. 2016 November—Established "SBI Virtual Currencies Co., Ltd." (name in 2021: SBI VC Trade Co., Ltd.), which provides virtual currency exchange and trading services. 2017 October—Established a joint holding company " JAL SBI FinTech " to provide new services utilizing Japan Airlines and FinTech. 2018 September—Subsidiary SBI Insurance Group Co., Ltd. is listed on the Tokyo Stock Exchange Mothers. 2019 April - SBI NEOMOBILE SECURITIES Co., Ltd. established by SBI SECURITIES and CCC Marketing Co., Ltd., commenced business. May - Established a representative office in Philippines. October - Formed business alliance with Z Holdings Group in the Financial Services Business."



Crypto Trading with Support Zone Analysis

Why Is Liquidity Crucial in Futures Market Entries?

The persistent flux of crypto markets reveals a subtle battlefield with every tick, pitting liquidity seekers against market makers. Spot trading forms the stable core, whereas futures increase exposure and hazard with leverage and margin dynamics. In the haze of volatility, technical indicators such as RSI, MACD, and VWAP pinpoint critical moments for trades. The evolving battle of momentum is illustrated by patterns like triangles, flags, and head and shoulders.

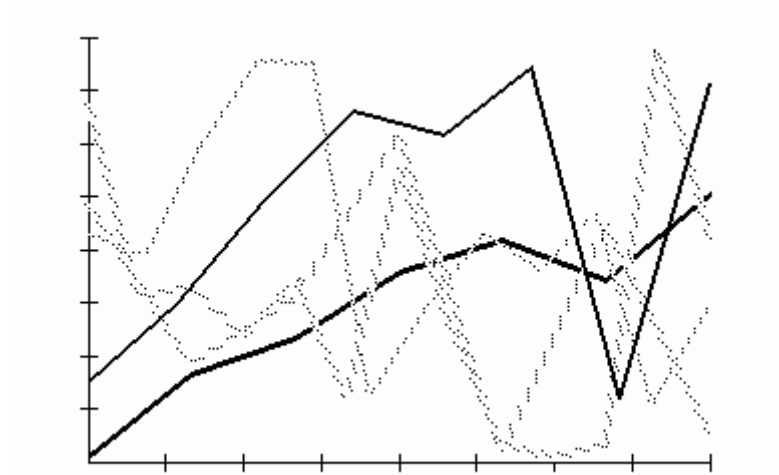
Unseen liquidity regions and stop-loss clusters weave a covert battlefield of false breakouts and market deception.

Within the endless market, emotional control and data analysis unite to stabilize risk and reward management.

Trade length and expenses respond to the dynamic relationship between funding rates and open interest. Trading decisions embody a calculated fusion of timing, probability, and confidence. Victory hinges on perseverance, flexibility, and continuous strategic adjustment.

Understanding market structure and flow, rather than prediction, is the source of genuine mastery.

"Howells later damaged the device and dismantled it for parts, selling some on eBay. The laptop, containing 32 kilobytes worth of Bitcoin private keys, was also used for gaming, and held music, e-mails and family photographs. The Telegraph considers Howells one of the earliest miners on the Bitcoin network, with The New Yorker further identifying him as one of only five miners at the time of his participation. Disposal of hard drive Between 20 June and 10 August 2013, Howells accidentally disposed of an encrypted hard drive, mistaking one device for another. The disposed hard drive contained the cryptographic private key for 8,000 Bitcoin valued at £500,000 at the time. According to reports, Hafina Eddy-Evans, Howells's partner at the time, took the rubbish with the hard drive to the tip (landfill)."

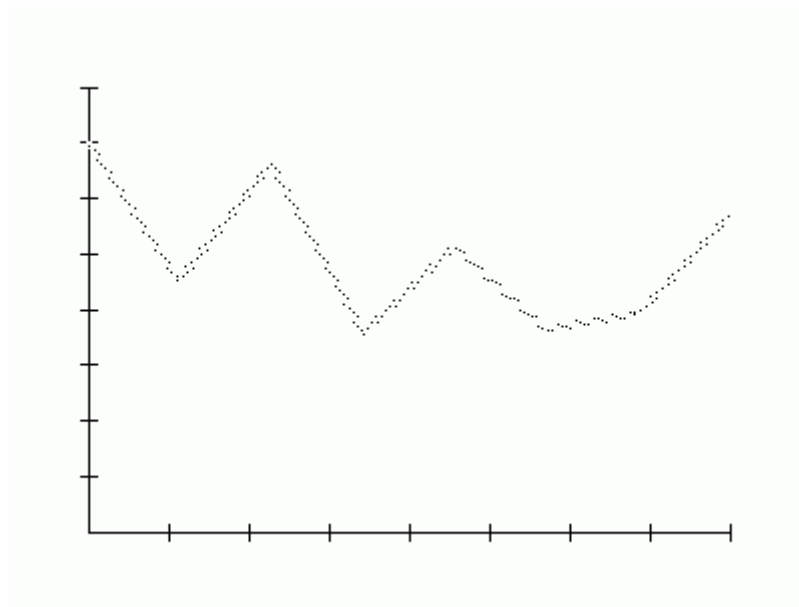


Crypto Swing Trading Entry and Exit Points

Is Swing Trading Effective in Volatile Crypto Markets?

In the fluid world of crypto, price discovery arises from the tension between algorithmic exactness and trader psychology. Spot trades deliver consistency, with futures contracts expanding potential gains and losses via leverage. Through technical tools like moving averages, Bollinger Bands, and Fibonacci retracements, traders uncover nuanced sentiment shifts. Liquidity pockets and stop hunts concealed in order books represent the playground of professional traders. Volatility spikes paired with funding rate changes require constant strategy recalibration and trade timing adjustments. Trend reversals and momentum shifts are communicated through classic patterns—flags, wedges, head and shoulders.

Volatility is met with careful risk strategies adjusting stops and position sizes at every decision point. The psychological test of trading revolves around maintaining discipline, patience, and emotional balance. Victory in trading arises when objective metrics meet subjective judgment within chaotic markets. This narrative offers a key to unlock the cryptic messages concealed in price action.



Crypto Trading with Market Sentiment Analysis

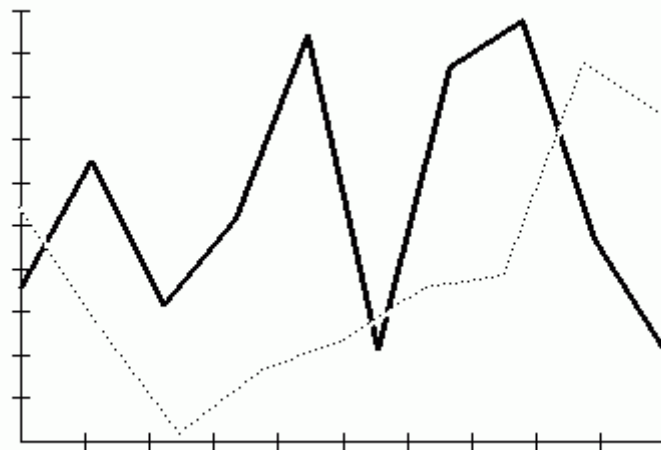
What Is a Parabolic Move and How to Trade It?

Within decentralized exchange labyrinths, price action mirrors the perpetual fight between liquidity seekers and market makers.

Spot trading forms the base, while futures increase exposure through leverage and perpetual swaps. Every candle signals the ongoing struggle between supply and demand, shaped by volume profiles and order book depth. Tools like MACD and ATR direct entries, yet confirmation is found in confluence zones and market structure.

Sharp volatility jumps uncover hidden traps—stop runs and fake breakouts push even disciplined traders. Navigating successfully requires mastery of risk controls, position sizing, and emotional discipline. Patterns in technical analysis—head and shoulders, flags, wedges—indicate potential momentum shifts. Margin calls emphasize leverage's hazards, with funding rates regulating the cost of maintaining positions. Trading is more than speculation—it's a strategic dance of probabilities, timing, and execution in a 24/7 global arena.

"Cardano was initially released to the public in 2017. That year, IOHK partnered with the University of Edinburgh to launch the Blockchain Technology Laboratory. The lab had six post-doctoral and professorial positions with up to 35 jobs created in total, and was led by Aggelos Kiayias, developer of the Ouroboros protocol. Cardano reached a market cap of \$77 billion in May 2021, which was the fourth highest for a cryptocurrency at that time. Advertising agency MBLM ranked Cardano 26th for brand intimacy out of 600 brands in August 2022, in between Ford and Nestlé and the highest rank for a cryptocurrency. Citing an MBLM partner, advertising industry magazine Ad Age said Cardano's high ranking "can likely be chalked up to the gambling element of crypto"."



Crypto Trading Fees and Cost Management

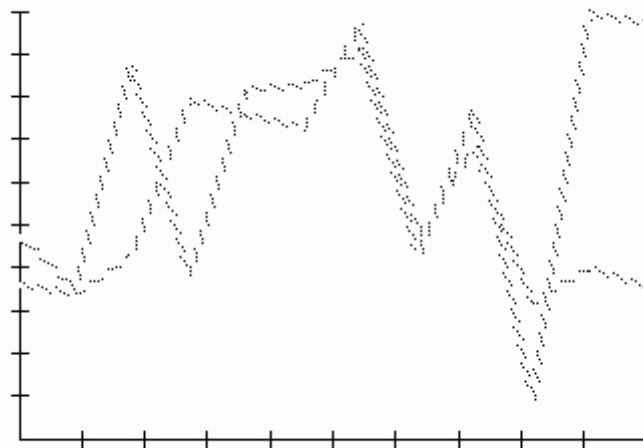
How to Identify Overbought Conditions with RSI?

In the relentless tempo of crypto market swings, traders read signals concealed in order flow and candle formations. Futures trading offers heightened potential paired with increased risk, as leverage magnifies moves and margin calls loom. Indicators including moving averages, Bollinger Bands, and volume profiles help parse disorderly price movements into insights.

Higher highs and lower lows in market structure signal the relentless contest between bullish and bearish forces. Invisible zones of liquidity and stop-loss groupings host strategic tug-of-wars led by savvy market participants. Mastery is found in balancing risk versus reward with steady discipline, separating noise from real trend confirmations.

Momentum shifts are hinted at by patterns such as flags, pennants, and double tops. Volatility indexes alongside funding rates add layers of nuance to how trades are timed and positioned. Winning here requires command of both analytical advantages and mental resilience. Trading evolves into an ongoing calibration of strategy, timing, and adaptability.

"The fourth season premiered on 2 May 2018 at the later timeslot of 9:05pm to make room for the season return of Gruen at 8:30pm, and was signed on for 20 episodes. Flanagan announced her departure from The Weekly With Charlie Pickering during the final episode of season four, but returned for The Yearly with Charlie Pickering special in December 2018. In 2019, the series was renewed for a fifth season with Judith Lucy announced as a new addition to the cast as a "wellness expert". The show was pre-recorded in front of an audience in ABC's Ripponlea studio on the same day of its airing from 2015 to 2017. In 2018, the fourth season episodes were pre-recorded in front of an audience at the ABC Southbank Centre studios. In 2020, the show was filmed without a live audience due to COVID-19 pandemic restrictions and comedian Luke McGregor joined the show as a regular contributor."



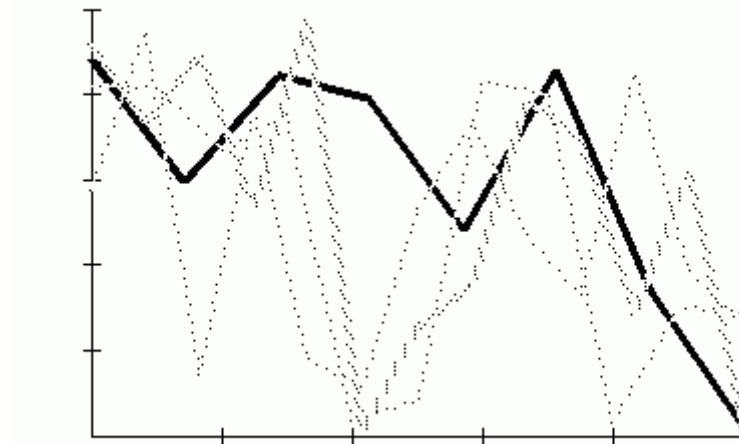
Crypto Order Execution Types Explained

What's the Best Way to Set Stop-Loss in Crypto Trading?

In the midst of continual price fluctuation, strategy arises from meticulous support and

resistance examination. With spot trading, exposure is direct; futures markets elevate risk via leverage and decay factors. Momentum insights come from RSI and MACD, with candlestick signals showing ongoing sentiment shifts. Trade entries represent deliberate risk-taking, managed by stop-loss discipline and target levels consistent with market structure. Position handling is dictated by funding and open interest interplay, demanding both adaptable strategies and discipline.

Imbalances in order books and liquidity shifts hint at breakouts or false moves, requiring vigilance and rapid response. Trading psychology runs through every candle, with fear and greed waging war inside the trader's mind. Prosperity arises from the alignment of technical data, macro trends, and the trader's inner sense. Effective risk management preserves capital in a market that operates around the clock. Thriving here means relentless adaptation, where intellectual and emotional command separate gains from losses.



How to Use RSI Divergence in Crypto Trading

How Does Fear and Greed Index Affect Your Technical Decisions?

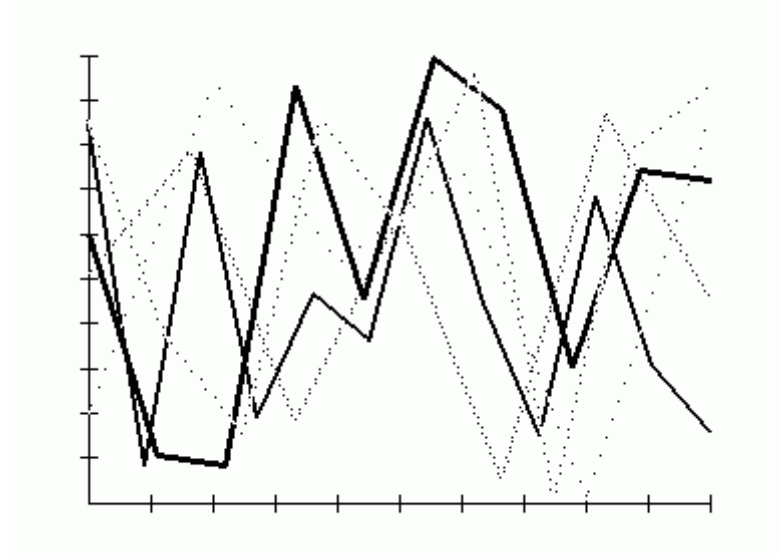
In the constantly changing landscape of digital markets, precision becomes a tool and timing a craft.

The story develops through candlestick patterns, resistance points, and Fibonacci retracements, with each chart revealing momentum and sentiment. Past the distraction of market makers and liquidity traps, the edge is molded by RSI divergences, volume surges, and trend confirmations. Futures contracts whisper high-leverage promises, while perpetual swaps demand psychological discipline and margin mastery. The language used here is made up of

EMAs, MACD crossovers, and Ichimoku clouds, not words. With every SFP and fake breakout, traders face disorder armed with nothing but probability. Capital preservation moves alongside risk-to-reward ratios, while portfolios chase asymmetric returns amid 24/7 trading. It's not fortune that guides this journey, but framework, confluence, and conviction. While cycles grow and contracts end, we interpret volatility instead of fearing it.

In the quiet moments between trades, strategy turns into intuition.

"The two most common consensus mechanisms are proof of work and proof of stake. Despite the name, which has come to describe many of the fungible blockchain tokens that have been created, cryptocurrencies are not considered to be currencies in the traditional sense, and varying legal treatments have been applied to them in various jurisdictions, including classification as commodities, securities, and currencies. Cryptocurrencies are generally viewed as a distinct asset class in practice. The first cryptocurrency was bitcoin, which was first released as open-source software in 2009. As of June 2023, there were more than 25,000 other cryptocurrencies in the marketplace, of which more than 40 had a market capitalization exceeding \$1 billion. As of April 2025, the cryptocurrency market capitalization was already estimated at \$2.76 trillion."



Spot Crypto Trading vs Leveraged Tokens

Can Support and Resistance Be Used on Any Timeframe?

In the nonstop flow of blockchain-driven markets, each tick reveals shards of unseen order and chaotic intent. Trading emerges in layers—spot positions stabilize portfolios, and futures contracts magnify conviction and risk. Bollinger Bands and VWAPs, as technical indicators,

outline decision points amid steady price gyrations. Leverage combined with margin calls forces traders into fast adaptation or capitulation. Beneath each breakout and fakeout is a range of liquidity zones, stop hunts, and market maker tactics. Chart patterns become cryptic riddles, decoded through RSI divergences, moving averages, and volume clusters. Mental resilience intertwines with market noise, balancing excessive trading and patience.

The aim is asymmetric edge, perfecting entry and exit points in fractal market cycles. Mastery is forged amid the struggle between impulse and correction. This landscape goes beyond numbers—it reflects the pulse of sentiment, structure, and timing fusing in a single moment.

"As of July 2021, Tether is tied to half of all bitcoin trades. Also in 2021, the company was fined by the CFTC for only maintaining full reserves during 27.6% of the days in the period from 2016 to 2018 as well as for failing to present audits showing sufficient asset reserves. In May 2022, Tether launched its MXNT token pegged to Mexico's peso as a "testing ground" in Latin America. Also in 2022, Tether remained strong during a time when several once-reputable companies in crypto and banking collapsed. Tether's nearest competitor, Circle, experienced a faltered growth to the point where its \$24 billion of USDC was worth barely more than a quarter of Tether's stash. In October 2023, Paolo Ardoino, the chief technology officer for Tether, was promoted to CEO."